

SUMMER HOLIDAY HOMEWORK



Name: _____

Class: _____

Subject: _____

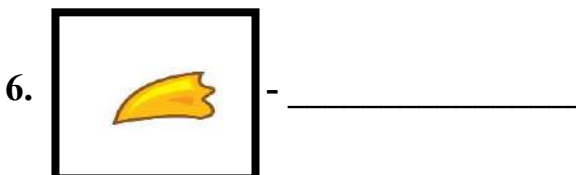
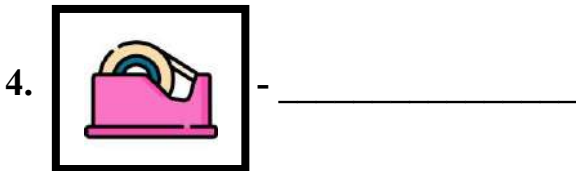

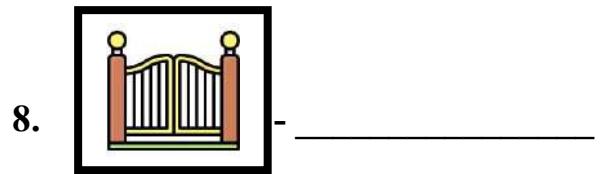
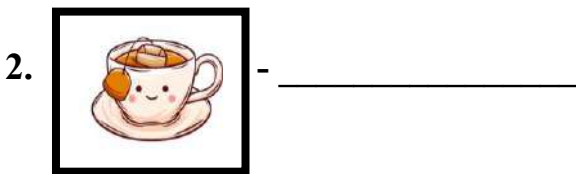
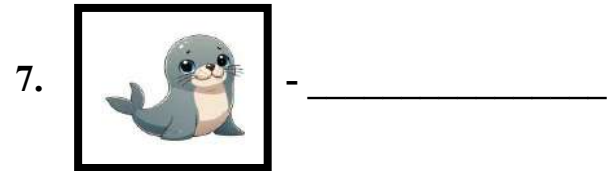
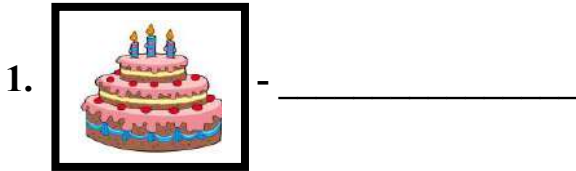




ST. JOSEPH'S COLLEGE, PRAYAGRAJ
ENGLISH REVISION WORKSHEET 2026-27

UKG

I.Name the pictures



★ ARTICLES - A / AN ★

ARTICLES

A

Consonant SOUND
(b, c, d, f, g...)

AN

Vowel SOUND
(a, e, i, o, u)



a bat



a cat



a dog



a pen



a sun



an apple



an elephant



an igloo



an orange



an umbrella

Remember:



A → before consonant sound



An → before vowel sound

II. Fill in the blanks with A / An / The

1. apple

2. goat

3. Moon

4. Sun

5. egg

6. ice

7. bear

8. Stars

9. cake

10. inkpot

11. tree

12. lion

13. otter

14. umbrella

15. Sky

16. igloo

17. card

18. candle

19. tree

20. elephant

21. ant

22. car

23. lake

24. octopus

A - An


a + consonant

l
a + door
h
a + house
b
a + bag
t
a + tomato

an + vowel

a
an + apple
e
an + elephant
i
an + ice-cream
o
an + orange
u
an + umbrella

A. Write **a** or **an** before the names.



___ car



___ aeroplane



___ parrot



___ baby



___ doll



___ hat



___ egg



___ rabbit



___ apple



___ elephant




___ cat



___ ice-cream



___ mouse



___ snake



___ armchair



___ ladybug

• Put A or An

___ umbrella



___ car



___ dog



___ guitar



___ banana



___ elephant



___ ostrich



___ T-shirt



___ computer



___ watch



___ eagle



___ egg



___ phone



___ eraser



___ teacher













___ octopus

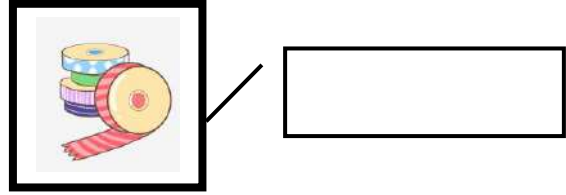
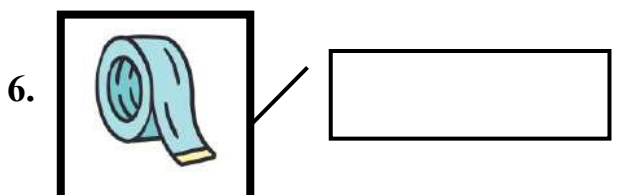
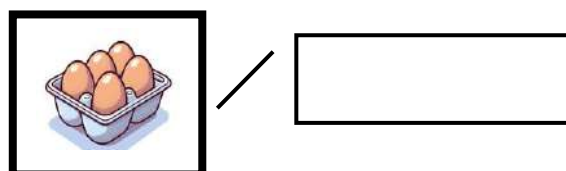
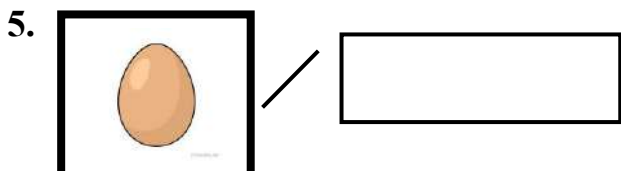
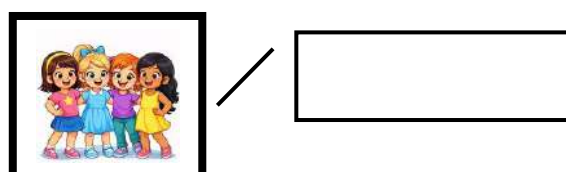
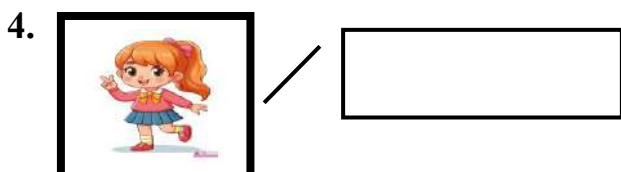
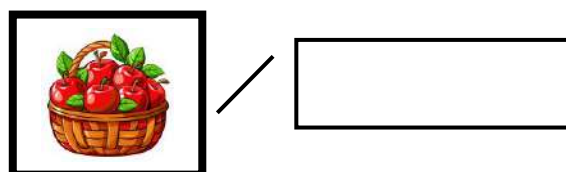
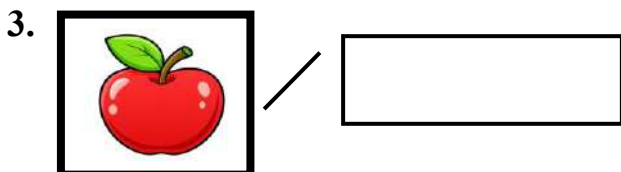
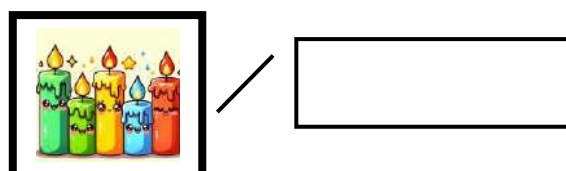
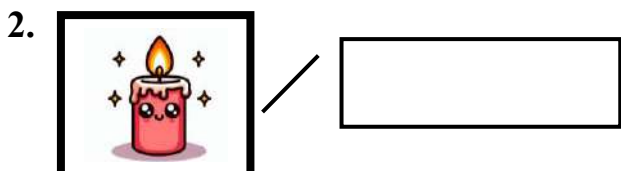
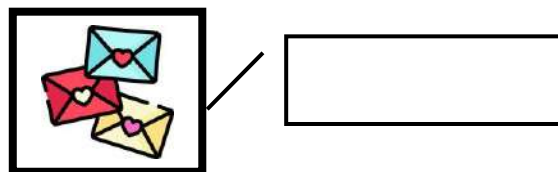
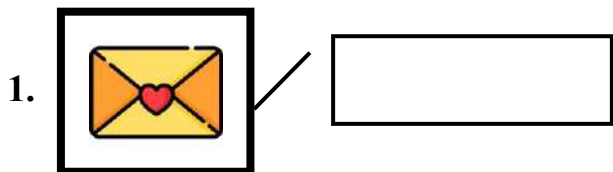


Singular and Plural Nouns

Singular means one.
Plural means more than one.

singular	plural
 <p>apple</p>	 <p>apples</p>
 <p>hat</p>	 <p>hats</p>
 <p>car</p>	 <p>cars</p>
 <p>house</p>	 <p>houses</p>
 <p>penguin</p>	 <p>penguins</p>

III. Write Singular and Plural form



7.



8.




9.



10.



11.



12.




Singular or Plural Nouns

Underline the correct form of noun for each picture.



Bottle / Bottles



Book/ Books



Pen / Pens



Bag / Bags



Toy / Toys



Tree / Trees



Ball / Balls



Gift/ Gifts



Cookie/ Cookies



Cake / Cakes



Balloon / Balloons




Chair / Chairs

One and many



bun



Blank handwriting practice box with three lines.




ball



Blank handwriting practice box with three lines.



bat



Blank handwriting practice box with three lines.



star



Blank handwriting practice box with three lines.



table



Blank handwriting practice box with three lines.



bird




Blank handwriting practice box with three lines.

This and That - Practice

Look at each picture and write "This" or "That".



1. Write "This" or "That".



2. Circle the correct word.

1  **This / That** is an apple.

2  **This / That** is a car.

3  **This / That** is a cat.

4  **This / That** is a mountain.

5  **This / That** is a backpack.

6  **This / That** is the sun.

3. Draw and label.

Draw two things: one near (This) and one far (That). Then label them.

This

That

★ Great job! 😊

IV. Make Sentences with This / That

1.  _____

2. _____ 

3.  _____

4. _____ 

5.  _____

6. _____ 

7.  _____

8. _____ 

9.  _____

10. _____ 

This or That

1. _____ is a tree.



2. _____ is an apple.



3. _____ is a hill.



4. _____ is a flower.



5. _____ is a duck.



6. _____ is an elephant.



7. _____ is a cake.



8. _____ is my brother.



9. _____ is a river.



10. _____ is a field.



HAS vs HAVE

WHEN TO USE?

HAS

Used with:

- He / She / It
- Singular Nouns



He has a car.

She has a cat.



The dog has a house.

HAVE

Used with:

- I / You / We / They
- Plural Nouns



We have bikes.

You have a book.



They have a car.

EXAMPLES:



She has a new phone.



I have two brothers.



They have a big house.

V. Fill in the blanks with **Has** / **Have**

1. He _____ a book.



2. She _____ a pencil.



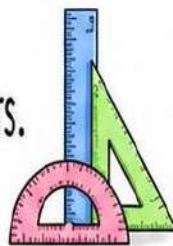
3. I _____ a bag.



4. You _____ a bowl.



5. We _____ some rulers.




6. Tom _____ an apple.



7. The cat _____ a tail.



8. They _____ many pins.



9. It _____ a long tail.



10. Joe and Jill _____ an aunt.



- Fill in the blanks with **Has** / **Have**



They _____ pets.



She _____ rabbits.



They _____ dogs.



He _____ a goldfish.















She _____ birds.



You _____ a cat.

- **Colour the correct answer**

She		has	have	
You		has	have	
I		has	have	
He		has	have	
They		has	have	
It		has	have	

CEA



Has / Have Revision Worksheet



Use: ✓

• has

Fill in the blanks using **has** or **have**.

1. We _____ a picnic.

2. I _____ a new bag.



3. Tina _____ two pens.

4. They _____ kites.



5. You _____
a lovely smile.

6. It _____ been raining all day.



VI. Tick the correct answer [YES OR NO]

Is this a ball?



Yes

No

Is this a book?



Is this a car?



Is this a cookie?



Is this a house?



Is this a flower?



What's this?
It's a **book**.



Yes

No

What's this?
It's a **cup**.



Yes

No


What's this?
It's a **hat**.



Yes

No

What's this?
It's a **robot**.



Yes

No

What's this?
It's a **doll**.



Yes

No

What's this?
It's a **ball**.



Yes

No

VII. Make Sentences

1.	face	
2.	late	
3.	cape	
4.	game	
5.	bake	
6.	beak	
7.	leak	
8.	meal	
9.	seal	
10.	seat	

Hard Words : Vowel Sound 'a' & 'e'











1. face	2. lace	3. race	4. bake	5. cake
6. lake	7. game	8. name	9. cape	10. tape
11. nape	12. rate	13. gate	14. late	15. date
16. sea	17. tea	18. bead	19. read	20. beak
21. leak	22. weak	23. deal	24. heal	25. meal
26. seal	27. beat	28. heat	29. neat	30. seat




**LET'S DO SOME
FUN
ACTIVITIES**




Coding Colors


									
A	E	O	B	C	D	G	H	S	T




C	A	T
---	---	---




--	--	--




--	--	--



--	--	--



--	--	--	--



--	--	--	--



--	--	--	--	--



--	--	--	--	--



SUMMER



k m e c p y d o f n v d
 j x s h o i g b a l l t
 p q w f o n u e k z m b
 e t i v l c r a b g y i
 s a n d z j f m s p u k
 l r g y b q l c h o s e
 d u k i t e v n e w f j
 z g h m s p a i l q i c
 f b o o k w t y l d r n
 i c j a g h s p u t e o



ball



bike



book



crab



fire



hose



kite



pail



pool



sand



shell



swing





***** ALL THE BEST *****

The Thirsty Crow

1. One day, a crow was very thirsty.
2. It found a pot with little water.
3. The crow could not reach the water.
4. It put small stones into the pot.
5. The water came up slowly.
6. The crow drank the water and was happy.

Moral: Where there is a will, there is a way. 🐦💧

Paragraph

One day, a crow was very thirsty. It flew here and there in search of water. At last, it found a pot with a little water in it. The crow could not reach the water, so it put small stones into the pot. Slowly, the water came up. The crow drank the water and flew away happily.

Moral: Where there is a will, there is a way. 🐦💧



NAME - _____ CLASS _____ SEC. _____ ROLL NO. _____



NUMBER NAMES



Q1. Write in words (Number Names) -

1 -

2 -

3 -

4 -

5 -

6 -

7 -

8 -

9 -

10 -

11 -

12 -

13 -

14 -

15 -

16 -

17 -

18 -

19 -

20 -





Q2. Backward counting 50-0

T	O	T	O	T	O	T	O	T	O	
5	0	4	0	3	0	2	0	1	0	



Q3. WHAT COMES BEFORE AND AFTER -

★ Before and After ★

Write the number that comes before and after.

	25	
--	----	--



	83	
--	----	--

	76	
--	----	--

	45	
--	----	--

	15	
--	----	--

	30	
--	----	--



	44	
--	----	--

	24	
--	----	--

	29	
--	----	--

	81	
--	----	--


	65	
--	----	--



	49	
--	----	--

	38	
--	----	--

	97	
--	----	--



	71	
--	----	--

	60	
--	----	--

	99	
--	----	--

	88	
--	----	--



Q4. Write in words (Number Names)_



21 - _____

22 - _____

23 - _____

24 - _____

25 - _____

26 - _____

27 - _____

28 - _____

29 - _____

30 - _____

31 - _____

32 - _____

33 - _____

34 - _____

35 - _____

36 - _____

37 - _____

38 - _____

39 - _____

40 - _____



Q5. ADDITION (SINGLE DIGIT)

$3+2=$

$2+8=$

$8+5=$

$5+3=$

$8+9=$

$5+5=$

$5+7=$

$3+1=$

$1+1=$

$3+3=$

$9+5=$

$3+4=$

$6+2=$

$4+2=$

$8+1=$

$2+1=$

$2+2=$

$7+4=$

$6+6=$



$6+7=$

$5+4=$

$8+3=$

$6+3=$

$2+7=$



Q7. Write in words (Number Names)_



41 - _____

42 - _____

43 - _____

44 - _____

45 - _____

46 - _____

47 - _____

48 - _____

49 - _____

50 - _____

51 - _____

52 - _____

53 - _____

54 - _____

55 - _____

56 - _____

57 - _____

58 - _____

59 - _____

60 - _____





Q8. COMPLETE THE LINES -



- | | | | | |
|-------|-------|-------|-------|-------|
| 1 - | _____ | _____ | _____ | _____ |
| 12 - | _____ | _____ | _____ | _____ |
| 32 - | _____ | _____ | _____ | _____ |
| 45 - | _____ | _____ | _____ | _____ |
| 67 - | _____ | _____ | _____ | _____ |
| 86 - | _____ | _____ | _____ | _____ |
| 97 - | _____ | _____ | _____ | _____ |
| 100 - | _____ | _____ | _____ | _____ |
| 115 - | _____ | _____ | _____ | _____ |
| 123 - | _____ | _____ | _____ | _____ |
| 137 - | _____ | _____ | _____ | _____ |
| 143 - | _____ | _____ | _____ | _____ |
| 150 - | _____ | _____ | _____ | _____ |
| 155 - | _____ | _____ | _____ | _____ |
| 164 - | _____ | _____ | _____ | _____ |
| 175 - | _____ | _____ | _____ | _____ |
| 186 - | _____ | _____ | _____ | _____ |
| 190 - | _____ | _____ | _____ | _____ |
| 194 - | _____ | _____ | _____ | _____ |
| 120 - | _____ | _____ | _____ | _____ |
| 101 - | _____ | _____ | _____ | _____ |
| 176 - | _____ | _____ | _____ | _____ |
| 144 - | _____ | _____ | _____ | _____ |
| 110 - | _____ | _____ | _____ | _____ |
| 189 - | _____ | _____ | _____ | _____ |
| 170 - | _____ | _____ | _____ | _____ |
| 129 - | _____ | _____ | _____ | _____ |
| 105 - | _____ | _____ | _____ | _____ |



Q9.

Write in words (Number Names)_



61 - _____

62 - _____

63 - _____

64 - _____

65 - _____

66 - _____

67 - _____

68 - _____

69 - _____

70 - _____

71 - _____

72 - _____

73 - _____

74 - _____

75 - _____

76 - _____

77 - _____

78 - _____

79 - _____

80 - _____



Q10. WHAT COMES IN BETWEEN -

129 <input type="text"/> 131	170 <input type="text"/> 172	141 <input type="text"/> 143
131 <input type="text"/> 133	189 <input type="text"/> 191	179 <input type="text"/> 181
149 <input type="text"/> 151	187 <input type="text"/> 189	124 <input type="text"/> 126
122 <input type="text"/> 124	109 <input type="text"/> 111	158 <input type="text"/> 160
175 <input type="text"/> 177	106 <input type="text"/> 108	130 <input type="text"/> 132
157 <input type="text"/> 159	198 <input type="text"/> 200	173 <input type="text"/> 175
135 <input type="text"/> 137	138 <input type="text"/> 140	134 <input type="text"/> 136
107 <input type="text"/> 109	108 <input type="text"/> 110	147 <input type="text"/> 149

Q11. WHAT COMES BEFORE -



___ 177 ___ 144 ___ 183 ___ 175

___ 200 ___ 136 ___ 117 ___ 127

___ 118 ___ 192 ___ 148 ___ 170

___ 153 ___ 180 ___ 120 ___ 164

___ 129 ___ 108 ___ 125 ___ 107

___ 146 ___ 115 ___ 133 ___ 174

___ 184 ___ 155 ___ 105 ___ 110

___ 156 ___ 193 ___ 132 ___ 172



Q12. MATCH THE SAME SHAPES.

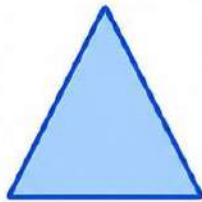
1.



2.



3.



4.



5.



6.



Q13. Write in words (Number Names)_



81 - _____

82 - _____

83 - _____

84 - _____

85 - _____

86 - _____

87 - _____

88 - _____

89 - _____

90 - _____

91 - _____

92 - _____

93 - _____

94 - _____

95 - _____


96 - _____

97 - _____

98 - _____

99 - _____

100 - _____





Subtraction

$6 - 4 = 2$

$3 - 2 = \square$

$9 - 8 = \square$

$2 - 1 = \square$

$4 - 3 = \square$

$5 - 1 = \square$

$8 - 3 = \square$

$7 - 1 = \square$

$8 - 6 = \square$

$9 - 2 = \square$

$5 - 3 = \square$

$8 - 2 = \square$

$9 - 4 = \square$

$7 - 6 = \square$

$9 - 3 = \square$

$7 - 5 = \square$

$6 - 5 = \square$

$10 - 2 = \square$

$10 - 7 = \square$

$8 - 7 = \square$





Q15. ADDITION



Add the numbers and write your answers on the lines.

1
$$\begin{array}{r} 4 \\ + 2 \\ \hline \end{array}$$

2
$$\begin{array}{r} 3 \\ + 1 \\ \hline \end{array}$$

3
$$\begin{array}{r} 5 \\ + 2 \\ \hline \end{array}$$

4
$$\begin{array}{r} 3 \\ + 3 \\ \hline \end{array}$$

5
$$\begin{array}{r} 7 \\ + 1 \\ \hline \end{array}$$

6
$$\begin{array}{r} 6 \\ + 2 \\ \hline \end{array}$$

7
$$\begin{array}{r} 4 \\ + 3 \\ \hline \end{array}$$

8
$$\begin{array}{r} 8 \\ + 1 \\ \hline \end{array}$$

9
$$\begin{array}{r} 4 \\ + 4 \\ \hline \end{array}$$

10
$$\begin{array}{r} 5 \\ + 4 \\ \hline \end{array}$$

11
$$\begin{array}{r} 3 \\ + 2 \\ \hline \end{array}$$

12
$$\begin{array}{r} 7 \\ + 2 \\ \hline \end{array}$$

13
$$\begin{array}{r} 5 \\ + 3 \\ \hline \end{array}$$

14
$$\begin{array}{r} 9 \\ + 0 \\ \hline \end{array}$$

15
$$\begin{array}{r} 8 \\ + 1 \\ \hline \end{array}$$

16
$$\begin{array}{r} 6 \\ + 3 \\ \hline \end{array}$$

17
$$\begin{array}{r} 2 \\ + 2 \\ \hline \end{array}$$

18
$$\begin{array}{r} 6 \\ + 4 \\ \hline \end{array}$$

19
$$\begin{array}{r} 5 \\ + 5 \\ \hline \end{array}$$

20
$$\begin{array}{r} 8 \\ + 2 \\ \hline \end{array}$$



★ You can do it! ★





Q16

CIRCLE THE BIGGEST NUMBER



Look at each set of numbers. Circle the **biggest** number in each row.

23 123 163

199 109 189

83 200 175

45 65 95

122 23 112

150 140 180

198 66 184

155 133 105

44 81 45


77 70 177

200 10 100

11 12 13



You're a Star!





MULTIPLICATION



Solve the multiplication problems.

$3 \times 2 = \square$

$2 \times 4 = \square$

$3 \times 8 = \square$

$2 \times 5 = \square$

$3 \times 4 = \square$

$2 \times 8 = \square$

$3 \times 6 = \square$

$2 \times 2 = \square$

$3 \times 6 = \square$

$2 \times 9 = \square$

$2 \times 7 = \square$

$3 \times 3 = \square$

$2 \times 6 = \square$

$3 \times 5 = \square$

$2 \times 1 = \square$

$3 \times 10 = \square$

$2 \times 8 = \square$


$3 \times 9 = \square$

$2 \times 4 = \square$

$3 \times 5 = \square$



You Can Do It!






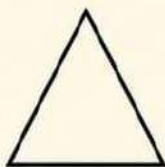

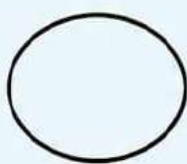
Q18.

DRAW OBJECTS


WITH THE GIVEN SHAPES



Look at each shape and draw an object using that shape in the box next to it.



Great Job!



Q19. WHAT COMES AFTER _



157 _____ 181 _____ 165 _____ 138 _____

102 _____ 155 _____ 119 _____ 191 _____

129 _____ 126 _____ 194 _____ 188 _____

105 _____ 125 _____ 144 _____ 179 _____

190 _____ 172 _____ 147 _____ 135 _____

136 _____ 127 _____ 174 _____ 104 _____

123 _____ 113 _____ 161 _____ 142 _____

164 _____ 111 _____ 100 _____ 189 _____



Q20. BACKWARD COUNTING

50 - _____

35 - _____

47 - _____

26 - _____

39 - _____

42 - _____

19 - _____

10 - _____

17 - _____

8 - _____

14 - _____

21 - _____

40 - _____





CIRCLE THE SMALLEST NUMBER



Look at each set of numbers. Circle the smallest number in each row.

24

44

124

80

180

18

145

105

115

17

117

107

200

20

112

66

160

166

199

119

190

1

2

3

133

13

113

111

101

11

2

112

12

160

170

87





Great Job!











Subtraction



 -	6 -1
	



 -	5 -2
	



 -	8 -3
	



 -	5 -4
	



 -	8 -2
	



 -	6 -2
	



 -	9 -5
	

 -	8 -4
	

 -	7 -6
	

 -	8 -7
	

 -	8 -6
	

 -	9 -1
	



Put the sign $<$, $>$ or $=$



182	<input type="text"/>	127	191	<input type="text"/>	179
124	<input type="text"/>	183	113	<input type="text"/>	113
155	<input type="text"/>	165	199	<input type="text"/>	199
102	<input type="text"/>	117	121	<input type="text"/>	189
134	<input type="text"/>	153	143	<input type="text"/>	153
145	<input type="text"/>	175	199	<input type="text"/>	199
112	<input type="text"/>	177	141	<input type="text"/>	180
164	<input type="text"/>	163	113	<input type="text"/>	195
175	<input type="text"/>	135	109	<input type="text"/>	109
192	<input type="text"/>	127	191	<input type="text"/>	170
104	<input type="text"/>	103	113	<input type="text"/>	110
185	<input type="text"/>	125	199	<input type="text"/>	129





ST. JOSEPH'S COLLEGE, PRAYAGRAJ

HINDI WORKSHEET 2026 - 27

UKG

१. चित्र को पहचानकर उसके सही नाम पर गोला लगाइए :

	जग	गज	जप
	कल	पल	नल
	अब	तब	टब
	नट	पथ	कब
	यश	बस	जल
	छत	ऊन	चल

	डर	सर	घर
	फल	बल	हल
	हवन	भवन	चमन
	कलश	अमर	फसल
	कमल	कलम	कमर
	बतख	सरल	तरल
	चटर	बटर	मटर
	रमन	पलक	हवन
	नमन	मदन	नयन
	दमन	बटन	चमन

	शलगम	उपवन	सरपट
	कतरन	सरपट	बरतन
	सरकस	अजगर	अनबन
	तरकश	अचकन	अनबन
	मखमल	कटहल	अरहर
	नटखट	नटवर	अदरक
	कतरन	सरकस	पलटन
	थरमस	सरगम	दशरथ
	पलटन	पनघट	नभचर

२. वर्ण को जोड़कर शब्द बनाइए :

र + स = _____

ए + क = _____

व + न = _____

क + र = _____

ज + न = _____

ज + ल = _____

ह + ल = _____

ख + ट = _____

ग + ज = _____

अ + ब = _____

अ+म+र = _____

प+व+न = _____

ज+न+क = _____

भ+र+त = _____

श+ह+र = _____

प+ल+क = _____

न+ग+र = _____

ग+ग+न = _____

भ+र+त = _____

फ+स+ल = _____

न+ट+व+र = _____

म+ख+म+ल = _____

ह+ल+च+ल = _____

न+ट+ख+ट = _____

ह+र+द+म = _____

स+र+क+स = _____

अ+न+ब+न = _____

क+स+र+त = _____

प+च+प+न = _____

स+र+प+ट = _____

ग+ड़+ब+ड़ = _____

अ+ल+व+र = _____

न+भ+च+र = _____

ग+ण+प+त = _____

ज+न+प+त = _____

स+र+ग+म = _____

क+र+व+ट = _____

द+श+र+थ = _____

३. चित्र देखकर शब्द लिखिए :















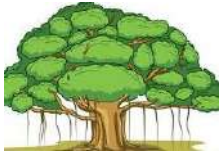




















 <hr/>	 <hr/>	 <hr/>
 <hr/>	 <hr/>	 <hr/>

४. आ की मात्रा लगाकर शब्द पूरे कीजिए :

क_न	कान
प_न	
क_ल_	
च_च_	
ब_लक	

प_लक	
मह_न	
टम्_टर	
भगव न	
बलव_न	
ज_नव_र	
प_ठश_ल	
मह_र_ज	
जव_हर	
पहलव_न	
धनव_न	
त_कतवर	
करन्_	
स_वन	

५. शब्द पूरा करो :

	_____ ब
	म _____ र
	थ _____ मस
	अ _____ रक
	_____ य



_____ला



_____ता



अख _____ र



_____ला



_____ला

६. दिए गए चित्रों के नाम लिखिए :

















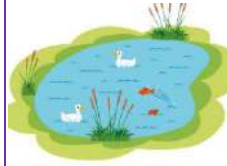
























७. मिलान करो :

१ जहाज



२ बादल



३ गमला



४ नाक



५ आम



६ टमाटर



७ बलवान



८ आहार



९ दाल



१० तालाब



८. नीचे दिए गए अंग्रेजी अंकों को हिन्दी अंकों में लिखो :

1	
2	
3	
4	
5	
6	
7	
8	
9	
10	

९. गिनती की लाइन पूरी करिए :

२ _____

१० _____

१६ _____

५ _____

१२ _____

४ _____

१०. गिन कर सही अंक लिखो :



=



=



=



=




=



=



=



=

११. खाली स्थान भरो :

१



_____ पर मत चढ़ ।

२ नमन



_____ कर ।

३ यश



_____ चख ।

४. आसमान पर



_____ छाया ।

५. गणपत



_____ मत पकड़ ।

६ जय



_____ चल ।

७. यश



_____ का आचार चख ।

८. अमर



_____ खा ।

९ . पवन  _____ पर मत चल ।

१० .  _____ इधर रख ।

११ .  _____ मत पकड़ ।

१२ .  _____ खाकर मत जा ।

१३ . राम  _____ जा ।

१४ . लाल – लाल  _____ ला ।

१५ .  _____ मत जला ।

१६ . नगमा  _____ पहन ।

१७ . राज



_____ बजा ।

१८ .



_____ साफ कर ।

१९ सलमा



_____ खा ।

२०. राम लाल



_____ पर चढ़ ।

१२ . वाक्य बनाओ :

कप	
रस	
मटर	
कमल	
पनघट	

नटखट	
बादल	
तबला	



ST. JOSEPH'S COLLEGE, PRAYAGRAJ

EVS REVISION WORKSHEET

UKG



Q1. Write 5 lines on Myself


1.

2.

3.

4.

5.



Q2. Draw a fruit which keeps the doctor away




Q3. Fill in the blanks



1. We go to school to _____ and _____.



2. We should keep our school _____.



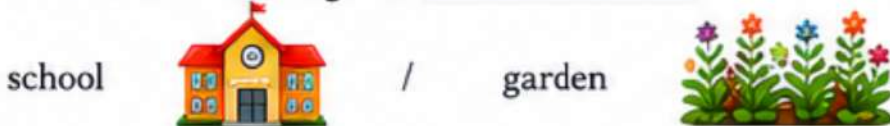
3. The _____ is the head of the school.



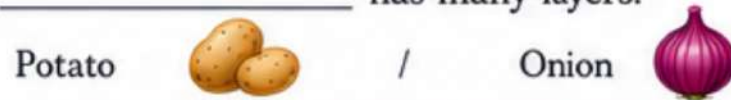
4. The place where we go out to play is the _____.



5. We learn new things in _____.



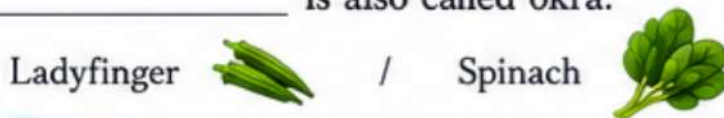
6. _____ has many layers.



7. _____ is a leafy vegetable.



8. _____ is also called okra.



9. _____ comes in green, red and yellow colours.



/

Peas



10. _____ is rich in iron.



/

Spinach



11. _____ are small, round and green.



/

Onion



12. _____ grows under the ground.



/

Brinjal



13. _____ helps us to see well.



/

Carrot



14. We make ketchup from _____.



/

Tomato



15. _____ is purple in colour.

































/

Ladyfinger





























Q4. Circle the correct Picture









carrot			
brinjal			
peas			
capsicum			
spinach			
tomato			
cabbage			
ladyfinger			
potato			
onion			























orange			
apple			
pineapple			
watermelon			
grapes			
banana			
mango			
plum			
guava			
papaya			



sharpener			
glue			
pencil			
chair			
bag			
stapler			

eraser			
scissors			
crayons			
pins			
greenboard			
ruler			

Q5. Match the following

- | | |
|-----------------|------------------------|
| 1. Ladyfinger | rough skin |
| 2. Pineapple | okra |
| 3. Spinach | dustbin |
| 4. Waste paper | rich in iron |
| 5. School | watermelon |
| 6. Summer fruit | study |
| 7. Winter fruit | grows under the ground |
| 8. Potato | guava |
| 9. Peas | help us to see well |
| 10. Carrot | small, round and green |
| 11. Ketchup | many layers |
| 12. Onion | tomato |
| 13. Cabbage | juicy fruit |
| 14. Orange | leafy vegetable |
| 15. Papaya | many seeds |
| 16. Plum | one seed |
| 17. Banana | head of the school |
| 18. Principal | no seeds |



Q6. Tick the correct answer

1. You can quietly read here:

library



canteen



2. You can sing and play instruments here:

playground



music room



3. If you feel ill, you can go here:

infirmary



art room



4. We must throw waste paper in the:

dustbin



floor



5. You can go out and play here:

library



playground



6. We should keep our classroom:

dirty



clean



7. An apple a day keeps the _____ away:

doctor



painter



8. A vegetable that comes in green, yellow and red colours:

potato



capsicum



9. Its a leafy vegetable :

cabbage



peas



10. We make ketchup from:

ladyfinger



tomato



11. I study in class:

LKG



UKG



12. I am a _____:

boy



girl



Q7. Match the following classroom objects



1. table

2. pencil box

3. chair

4. notebook

5. bag

6. eraser

7. glue

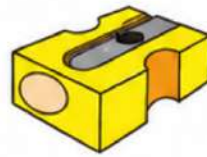
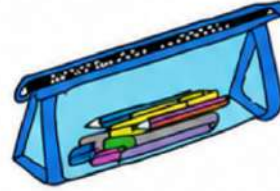
8. scissors

9. pencil

10. ruler

11. sharpener

12. pen



Q8. Draw and colour a fruit that comes in bunch



Q9. Write 5 lines on an apple

1. _____
2. _____
3. _____
4. _____
5. _____



Q10. Answer the following Questions

Q1. In which class do you study ?

A1. _____

Q2. How many children are there in your class ?

A2. _____

Q11. Give one word

1. The king of the fruit - _____
2. A fruit with many seeds- _____
3. A fruit with one seed- _____
4. A fruit with no seed- _____
5. A juicy fruit- _____
6. A fruit with rough skin- _____
7. A fruit which keeps the doctor away- _____
8. A fruit which comes in bunch- _____
9. A summer fruit- _____
10. A winter fruit- _____



Q12. Paste pictures of 10 classroom objects



1

A large, empty rectangular box with a dashed blue border, intended for pasting a picture of a classroom object.

2

A large, empty rectangular box with a dashed blue border, intended for pasting a picture of a classroom object.

3

A large, empty rectangular box with a dashed blue border, intended for pasting a picture of a classroom object.

4

A large, empty rectangular box with a dashed blue border, intended for pasting a picture of a classroom object.

5

A large, empty rectangular box with a dashed blue border, intended for pasting a picture of a classroom object.

6

A large, empty rectangular box with a dashed blue border, intended for pasting a picture of a classroom object.

7

A large, empty rectangular box with a dashed blue border, intended for pasting a picture of a classroom object.

8

A large, empty rectangular box with a dashed blue border, intended for pasting a picture of a classroom object.

9

A large, empty rectangular box with a dashed blue border, intended for pasting a picture of a classroom object.


10

A large, empty rectangular box with a dashed blue border, intended for pasting a picture of a classroom object.

Q13. Draw 5 classroom objects

1 2 3

4 5



Q14. Write Yes or No

1



We should write on the classroom walls. _____

2



We must throw the waste paper in the dustbin. _____

3



We must keep our classroom neat and clean. _____

4



We should keep our classroom dirty. _____

5



Potato grows on the tree. _____

6



The principal is the head of the school. _____

7



Banana has many seeds. _____

8



Spinach is rich in iron. _____

9



Brinjal is also called okra. _____

10



Apple has rough skin. _____

Q15. Complete the word



b__in__al



ca__r__t



c__ __sic__m



ca__ __ag__



pe__ __



__ot__to



spi__a__h



__ni__n



t__m__t__



l__dy__ing__r



p__ne__pp__e



b__na__ __



m__ __g__



__pp__ __



w__t__rme__on



__lu__



g__ap__ __



g__a__a



__ra__ __e



pa__ __ __a

If You're Happy and You Know It

Traditional children's song

If you're happy and you know it, clap your hands!
If you're happy and you know it, clap your hands!
If you're happy and you know it, and you really want to show it,
If you're happy and you know it, clap your hands!

If you're happy and you know it, stomp your feet!
If you're happy and you know it, stomp your feet!
If you're happy and you know it, and you really want to show it,
If you're happy and you know it, stomp your feet!

If you're happy and you know it, say hurrah!
If you're happy and you know it, say hurrah!
If you're happy and you know it, and you really want to show it,
If you're happy and you know it, say hurrah!



Clap your hands



**Clap your hands
clap your hands
listen to the music
and clap your hands.**



**Stamp your feet,
stamp your feet,
listen to the music
and stamp your feet.**



**Jump up high,
jump up high
listen to the music
and jump up high.**



दादी अम्मा

दादी अम्मा, दादी अम्मा मान जाओ,
नन्हे-मुन्ने बच्चों को न इतना सताओ।
गुस्सा होके हमसे इतना दूर न जाओ
कान पकड़ते हैं! ज़रा मुस्कुराओ!
गुस्सा थूको, हमें गले से लगाओ,
हँसोगी तो तुम्हें तोफ़ा मिलेगा!
तुम जैसा कौन हमें दूजा मिलेगा?

अच्छी दादी, प्यारी दादी अब तो मान जाओ,
गलती फिर से न करेंगे और न रुलाओ!
मीठा खाके, ठंडा पीके, ज़िद भूल जाओ,
आ रही है हँसी, अब तो न छिपाओ।



दे मामा दे मामा

सुन लो, सुनाता हूँ तुमको कहानी,
रूठो ना हमसे ओ गुड़ियों की रानी
रे मामा रे मामा रे
रे मामा रे मामा रे

हम तो गए बाज़ार में लेने को आलू
आलू-वालू कुछ न मिला, पीछे पड़ा भालू
रे मामा रे मामा.....

हम तो गए बाज़ार में लेने को लट्टू
लट्टू-वट्टू कुछ न मिला, पीछे पड़ा टट्टू
रे मामा रे मामा.....

हम तो गए बाज़ार में लेने को रोटी
रोटी-वोटी कुछ न मिली, पीछे पड़ी मोटी
रे मामा रे मामा.....

